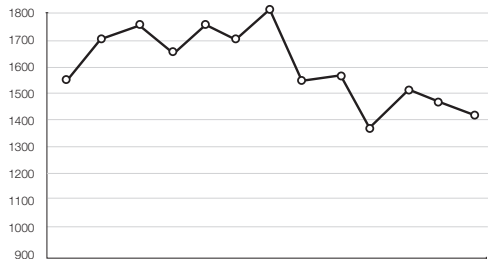


## Residential Construction/Sales

13 months of housing starts and existing-home sales

### Total starts

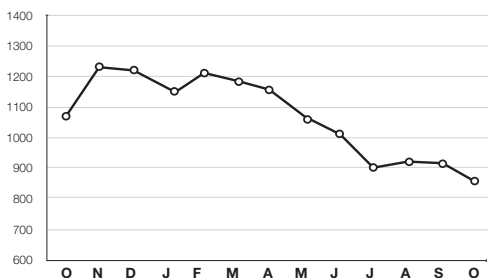
(in thousands, SAAR) Oct.: 1,425,000



SOURCE: COMMERCE DEPARTMENT

### Single-family starts

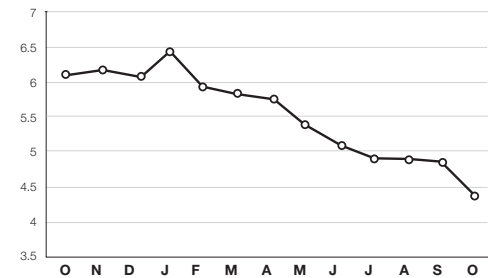
(in thousands, SAAR) Oct.: 855,000



SOURCE: COMMERCE DEPARTMENT

### Existing-home sales

(in millions, SAAR) Oct.: 4,430,000

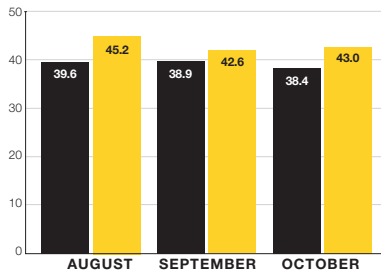


SOURCE: NATIONAL ASSOCIATION OF REALTORS

## Monthly Retail Sales, not adjusted

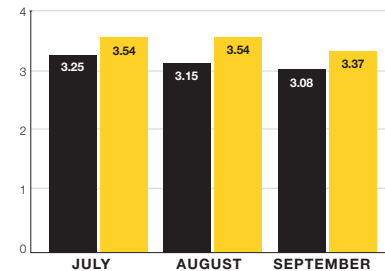
home centers and pro dealers (NAICS 444) and hardware stores (NAICS 44413)

### NAICS 444 (sales in \$ billions)



■ 2021 ■ 2022

### NAICS 44413 (sales in \$ billions)

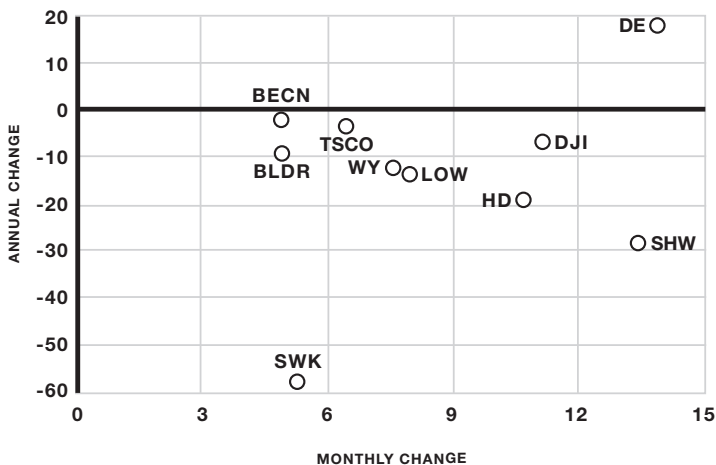


■ 2021 ■ 2022

SOURCE: MONTHLY RETAIL TRADE REPORT FROM THE U.S. CENSUS BUREAU

## HBSDealer Stock Roundup

the percent-change performance of stocks based on Nov. 18 prices

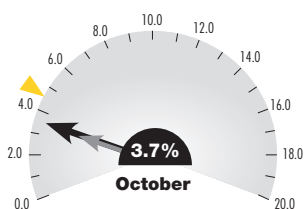


BECN (BEACON); BLDR (BUILDERS FIRSTSOURCE); BMCH (BMC STOCK HOLDINGS); DE (DEERE & CO.); HD (HOME DEPOT); LOW (LOWE'S); SHW (SHERWIN-WILLIAMS); SWK (STANLEY); TSCO (TRACTOR SUPPLY); WY (WEYERHAEUSER); DJIA (DOW JONES INDUSTRIAL AVERAGE)

## Consumer Watch

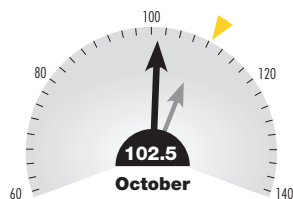
### Unemployment rate

for the entire United States




### Consumer confidence

indexed to a value of 100 in 1985



### Gas prices

average price per gallon (regular)



■ Current  
■ Prior month  
■ Prior year

SOURCES: LABOR DEPARTMENT, THE CONFERENCE BOARD, AAA