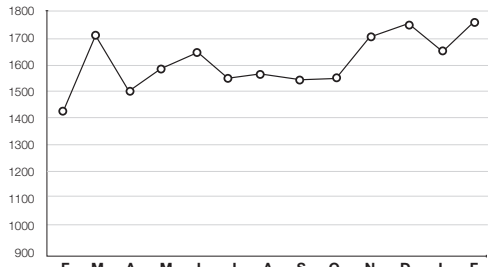


Residential Construction/Sales

13 months of housing starts and existing-home sales

Total starts

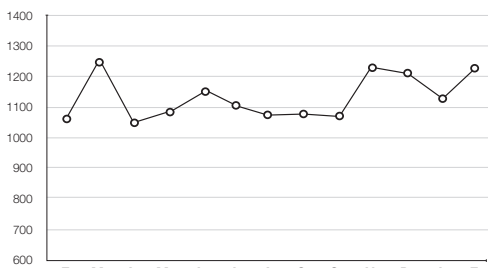
(in thousands, SAAR) Feb.: 1,769,000



SOURCE: COMMERCE DEPARTMENT

Single-family starts

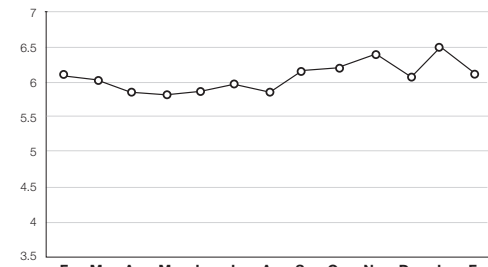
(in thousands, SAAR) Feb.: 1,215,000



SOURCE: COMMERCE DEPARTMENT

Existing-home sales

(in millions, SAAR) Feb.: 6,020,000

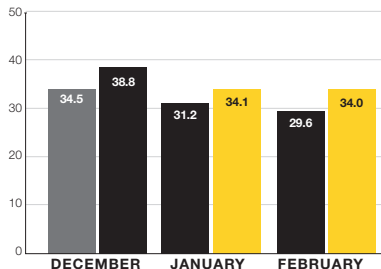


SOURCE: NATIONAL ASSOCIATION OF REALTORS

Monthly Retail Sales, not adjusted

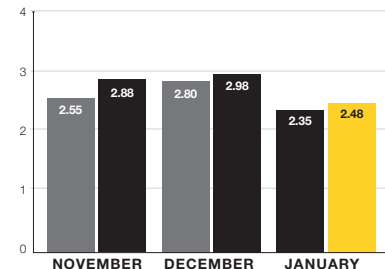
home centers and pro dealers (NAICS 444) and hardware stores (NAICS 44413)

NAICS 444 (sales in \$ billions)



■ 2020 ■ 2021 ■ 2022

NAICS 44413 (sales in \$ billions)

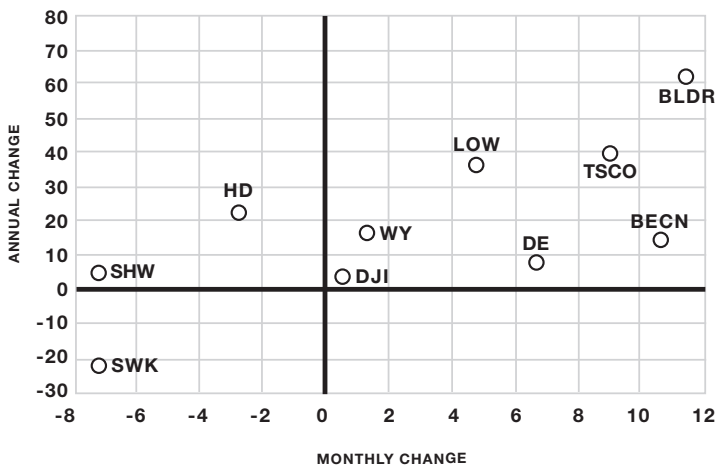


■ 2020 ■ 2021 ■ 2022

SOURCE: MONTHLY RETAIL TRADE REPORT FROM THE U.S. CENSUS BUREAU

HBSDealer Stock Roundup

the percent-change performance of stocks based on Mar. 17 prices

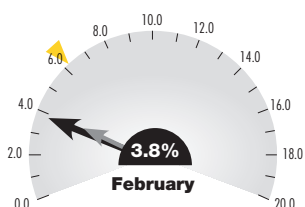


BECN (BEACON); BLDR (BUILDERS FIRSTSOURCE); BMCH (BMC STOCK HOLDINGS); DE (DEERE & CO.); HD (HOME DEPOT); LOW (LOWE'S); SHW (SHERWIN-WILLIAMS); SWK (STANLEY); TSCO (TRACTOR SUPPLY); WY (WEYERHAEUSER); DJIA (DOW JONES INDUSTRIAL AVERAGE)

Consumer Watch


Unemployment rate

for the entire United States




Consumer confidence

indexed to a value of 100 in 1985



Gas prices

average price per gallon (regular)



■ Current
■ Prior month
■ Prior year

SOURCES: LABOR DEPARTMENT, THE CONFERENCE BOARD, AAA