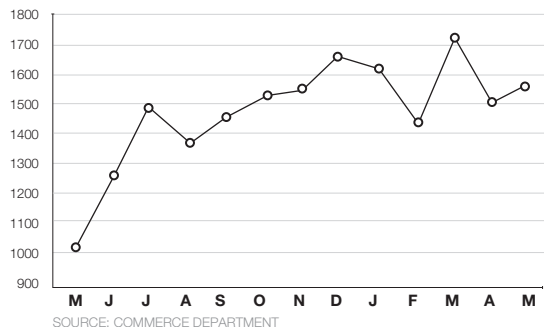


Residential Construction/Sales

13 months of housing starts and existing-home sales

Total starts

(in thousands, SAAR) May: 1,572,000



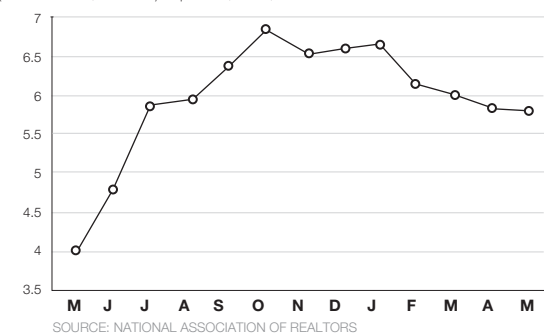
Single-family starts

(in thousands, SAAR) May: 1,098,000



Existing-home sales

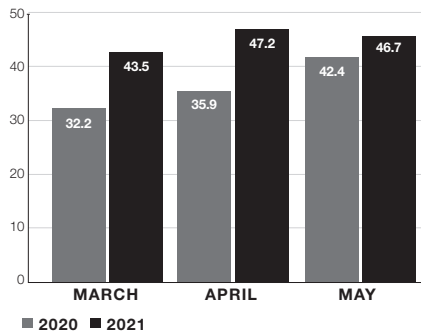
(in millions, SAAR) Apr.: 5,800,000



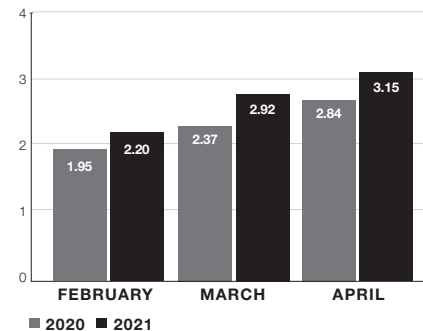
Monthly Retail Sales, not adjusted

home centers and pro dealers (NAICS 444) and hardware stores (NAICS 44413)

NAICS 444 (sales in \$ billions)

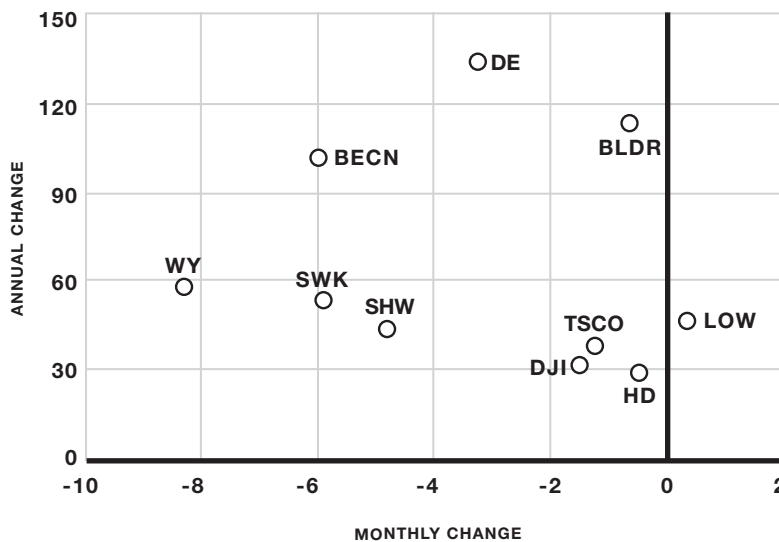


NAICS 44413 (sales in \$ billions)



HBSDealer Stock Roundup

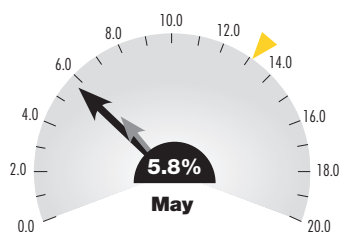
the percent-change performance of stocks based on Jun. 23 prices



Consumer Watch

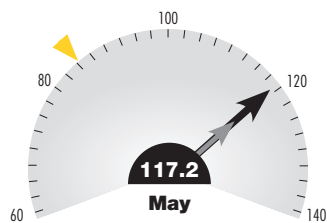
Unemployment rate

for the entire United States



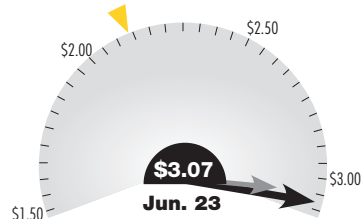
Consumer confidence

indexed to a value of 100 in 1985



Gas prices

average price per gallon (regular)



■ Current
■ Prior month
■ Prior year

SOURCES: LABOR DEPARTMENT, THE CONFERENCE BOARD, AAA